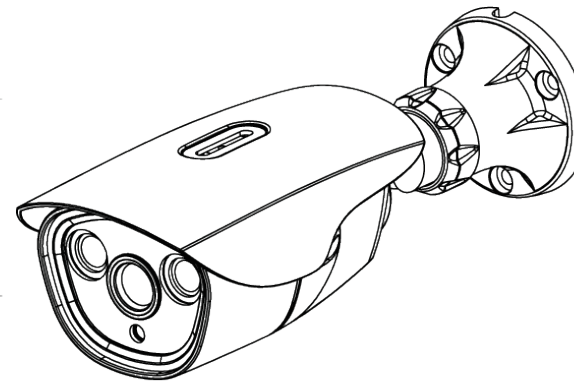
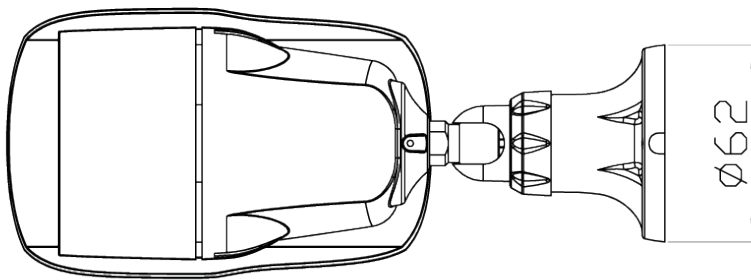
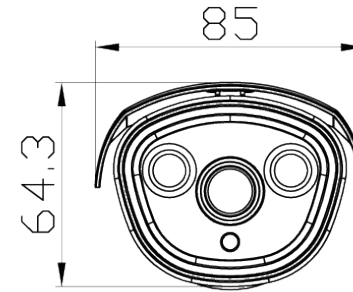
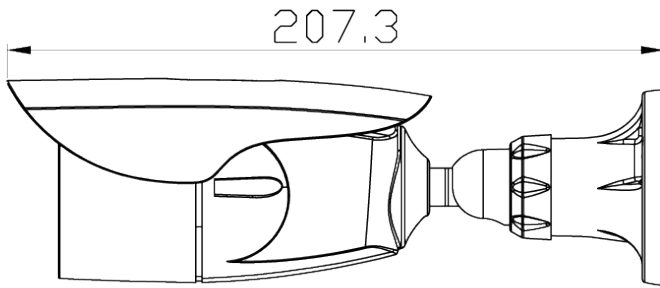


TOL ±								
RANGE	M1	M2	S1	S2	P1	P2	C	USR
0-6	0.05	0.10	0.15	0.20	0.05	0.10	0.50	
6-30	0.10	0.20	0.15	0.25	0.10	0.15	1.00	
30-60	0.15	0.25	0.20	0.30	0.20	0.40	1.00	
60-180	0.15	0.30	0.25	0.45	0.40	0.80	3.00	
180-315	0.20	0.50	0.40	0.60	0.40	1.20	3.00	
315-600	0.30	0.80	0.70	1.10	0.60	1.50	4.00	
ANG. TOL ±								
	°	'	"	°	'	"	°	'

BDU412IR-F4



REV	VERSION NOTE	SIGNATURE	DATE

DSN	SIGN	DATE	MATERIAL	FINISH	SCALE	UNIT	VER.	REL DATE	PART NO	TBD
TBD	TBD	17-09-14	TBD	TBD	1:000	mm	TBD	17-09-14	DWG NO	BL3_CASE_DIMENSION
APPD	TBD	17-09-14	TBD	TBD	TBD	TBD	TBD	TBD	NAME	TBD

JVS

SHEET 1 of 1